



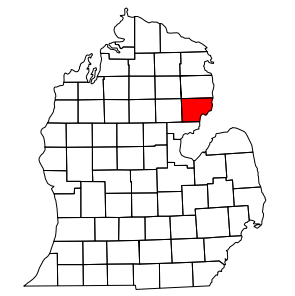
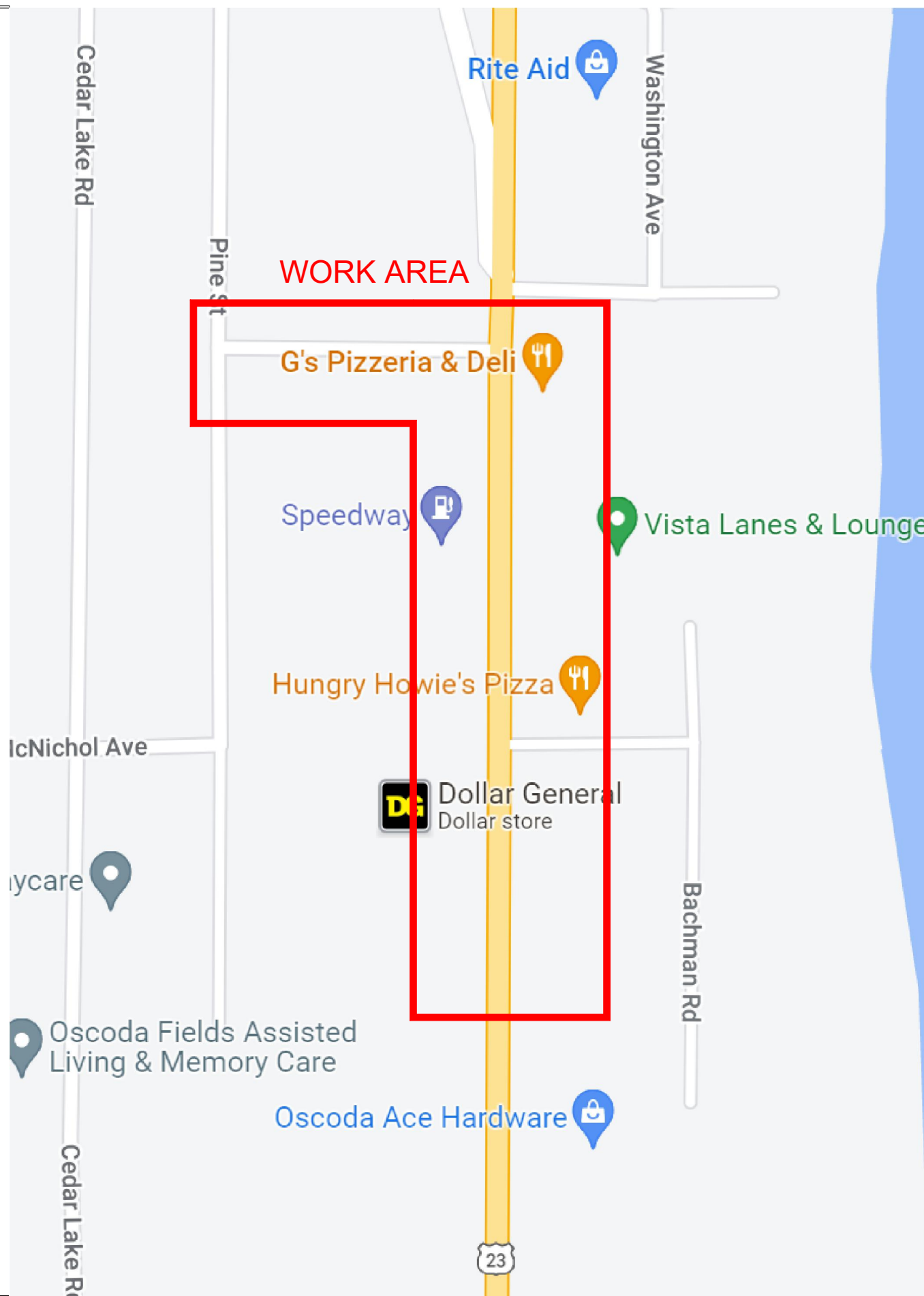
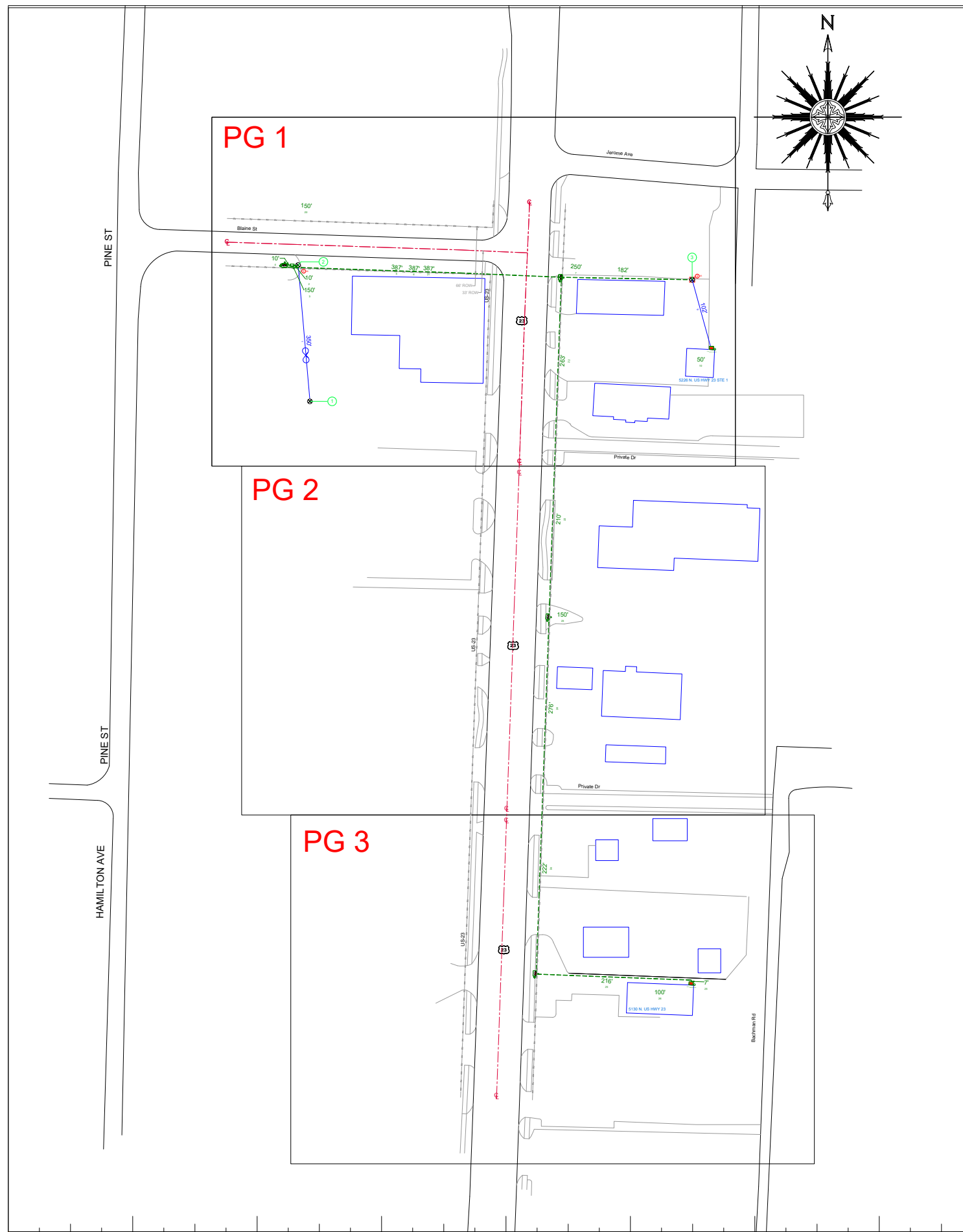
Advanced Communications & Data

**KEPS Technologies, Inc. d/b/a ACD.net**  
**FIBER OPTIC CABLE ROUTE**

Project Number  
**LC016910FO36651**

[517-999-9999](tel:517-999-9999)

1800 Grand River Ave  
Lansing MI 48906



**ACD.NET**  
Advanced Communications & Data

517-999-9999  
1800 Grand River Ave  
Lansing MI 48906

**PROPRIETARY INFORMATION NOT FOR DISCLOSURE**  
This Set of Plans contains confidential or proprietary information, and the recipient must not disclose, copy, re-create, or distribute the plans or the information contained therein, either directly or indirectly, to other entities or individuals without written or express permission from ACD.NET

**DRAWING DISCLAIMER**  
Facility Locations are general in nature, ACD.NET will not be held accountable for the accuracy of the information provided on these drawings. Contact the Local ONE CALL AGENCY 72 HOURS PRIOR TO CONSTRUCTION FOR EXACT UTILITY LOCATIONS AT:  
MISS DIG 1-800-482-7171 O.U.P.S. 1-800-362-2764 INDIANA811 1-800-382-5544  
CAD Standard Ver. 72919

|                          |             |
|--------------------------|-------------|
| <b>Project Manager</b>   |             |
| C. Sunden                |             |
| <b>Permitting</b>        |             |
| A. Brand                 |             |
| <b>Transport Manager</b> |             |
| G. Gould                 |             |
| <b>Drawn By</b>          | <b>Date</b> |
| DTW                      | 6/29/22     |
| <b>As Built</b>          | <b>Date</b> |
|                          |             |

| <b>Revisions</b> |             |    |      |
|------------------|-------------|----|------|
| REV #            | DESCRIPTION | BY | DATE |
|                  |             |    |      |
|                  |             |    |      |
|                  |             |    |      |
|                  |             |    |      |
|                  |             |    |      |
|                  |             |    |      |
|                  |             |    |      |
|                  |             |    |      |
|                  |             |    |      |
|                  |             |    |      |

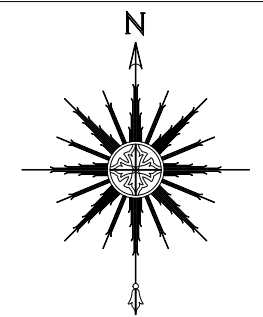
**Exhibit:** N/A

|                 |           |              |                             |                        |
|-----------------|-----------|--------------|-----------------------------|------------------------|
| Remarks:        |           |              | PEACHTREE ID: 36651         |                        |
| SCALE: 1" = NTS | TRIS:     |              |                             |                        |
| COUNTY: Iosco   | TOWNSHIP: | CITY: Oscoda | PROJECT ID: LC016910FO36651 | CUSTOMER NUMBER: 16910 |

**GRID KEY**



|  |  |                                     |  |                        |  |   |
|--|--|-------------------------------------|--|------------------------|--|---|
| Proposed Anchor Distance and Direction                           |  | Fiber Count W/ Segment Number       |  | Man Hole               |  | <b>Typical Line Types</b><br><br><br><br><br><br><br><br><br><br><br><br><br><br><br><br><br><br><br><br><br><br> |
| Proposed ACD Communications Poles                                |  | Fiber Termination Point             |  | Storm Drain            |  |   |
| Proposed ACD NON Communications Pole                             |  | ACD Splice Case Six Way             |  | ACD Regen Cabinet      |  |   |
| Colocation Poles (ACD Communication Equipment on Existing Poles) |  | ACD Splice Case Four Way            |  | TRS Section Corner     |  |   |
| Joint Use Pole NON Transformer                                   |  | ACD Splice Case Three Way           |  | Fire Hydrant           |  |   |
| Joint Use Pole Transformer                                       |  | ACD Splice Case Two Way             |  | Location Address       |  |   |
| Foreign Pole Indicator   |  | ACD Fiber Tap Capsule               |  | Foliage                |  |   |
| Joint Use Pole NON Transformer- UNUSED                           |  | ACD RE-Box                          |  | Centerline Marker      |  |   |
| Joint Use Pole Transformer- UNUSED                               |  | Foreign Splice Case                 |  | Station Marker         |  |   |
| Street Light   |  | Storage Loop w/ Footage and Segment |  | Use of Double Dead End |  |   |
| Existing Traffic Signal Pole                                     |  | ACD Buried Cable Marker             |  |                        |  |   |
| Pole Number Marker   |  | ACD Hand Hole 17" x 12"             |  |                        |  |   |
| Proposed Riser   |  | ACD Hand Hole 24" x 13"             |  |                        |  |   |
| Make Ready Symbol w/ Attachment and Sag Heights                  |  | ACD Hand Hole 24" x 36"             |  |                        |  |   |
| Down Ground  |  | ACD Hand Hole 30" x 48"             |  |                        |  |   |
| Bonding Clamp  |  | Foreign Hand Hole                   |  |                        |  |   |
| Fiber Overlash   |  | Proposed Bore Pit Location          |  |                        |  |   |
| Overhead Guy Marker  |  | Communications Tower                |  |                        |  |   |
| Span Length and Segment ID                                       |  |                                     |  |                        |  |   |



**ACD.NET**  
 Advanced Communications & Data  
 517-999-9999  
 1800 Grand River Ave  
 Lansing MI 48906

**PROPRIETARY**  
**INFORMATION NOT FOR DISCLOSURE**  
 This Set of Plans contains confidential or proprietary information, and the recipient must not disclose, copy, re-create, or distribute the plans or the information contained therein, either directly or indirectly, to other entities or individuals without written or express permission from ACD.NET

**DRAWING DISCLAIMER**  
 Facility Locations are general in nature, ACD.NET will not be held accountable for the accuracy of the information provided on these drawings. Contact the Local ONE CALL AGENCY 72 HOURS PRIOR TO CONSTRUCTION FOR EXACT UTILITY LOCATIONS AT:  

|                |                |                |
|----------------|----------------|----------------|
| MISS DIG       | O.U.P.S        | INDIANA811     |
| 1-800-482-7171 | 1-800-362-2764 | 1-800-382-5544 |

 CAD Standard Ver. 72919

**Project Manager**

C. Sunden

**Permitting**

A. Brand

**Transport Manager**

G. Gould

**Drawn By Date**

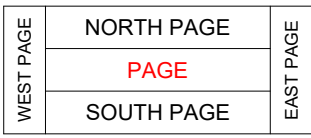
DTW 6/29/22

**As Built Date**

**Revisions**

| REV # | DESCRIPTION | BY | DATE |
|-------|-------------|----|------|
|       |             |    |      |
|       |             |    |      |
|       |             |    |      |
|       |             |    |      |
|       |             |    |      |
|       |             |    |      |
|       |             |    |      |
|       |             |    |      |
|       |             |    |      |
|       |             |    |      |

Our Match Lines can be found in the lower right hand corner and represents the neighboring page numbers.




|                 |           |              |                             |                        |
|-----------------|-----------|--------------|-----------------------------|------------------------|
| Remarks:        |           |              |                             | PEACHTREE ID: 36651    |
| SCALE: 1" = NTS | TRIS:     |              |                             |                        |
| COUNTY: Iosco   | TOWNSHIP: | CITY: Oscoda | PROJECT ID: LC016910FO36651 | CUSTOMER NUMBER: 16910 |

**Exhibit:** N/A

**SYMBOLS**

**LEGEND**





517-999-9999  
1800 Grand River Ave  
Lansing MI 48906

**PROPRIETARY**  
**INFORMATION NOT FOR DISCLOSURE**  
This Set of Plans contains confidential or proprietary information, and the recipient must not disclose, copy, re-create, or distribute the plans or the information contained therein, either directly or indirectly, to other entities or individuals without written or express permission from ACD.NET

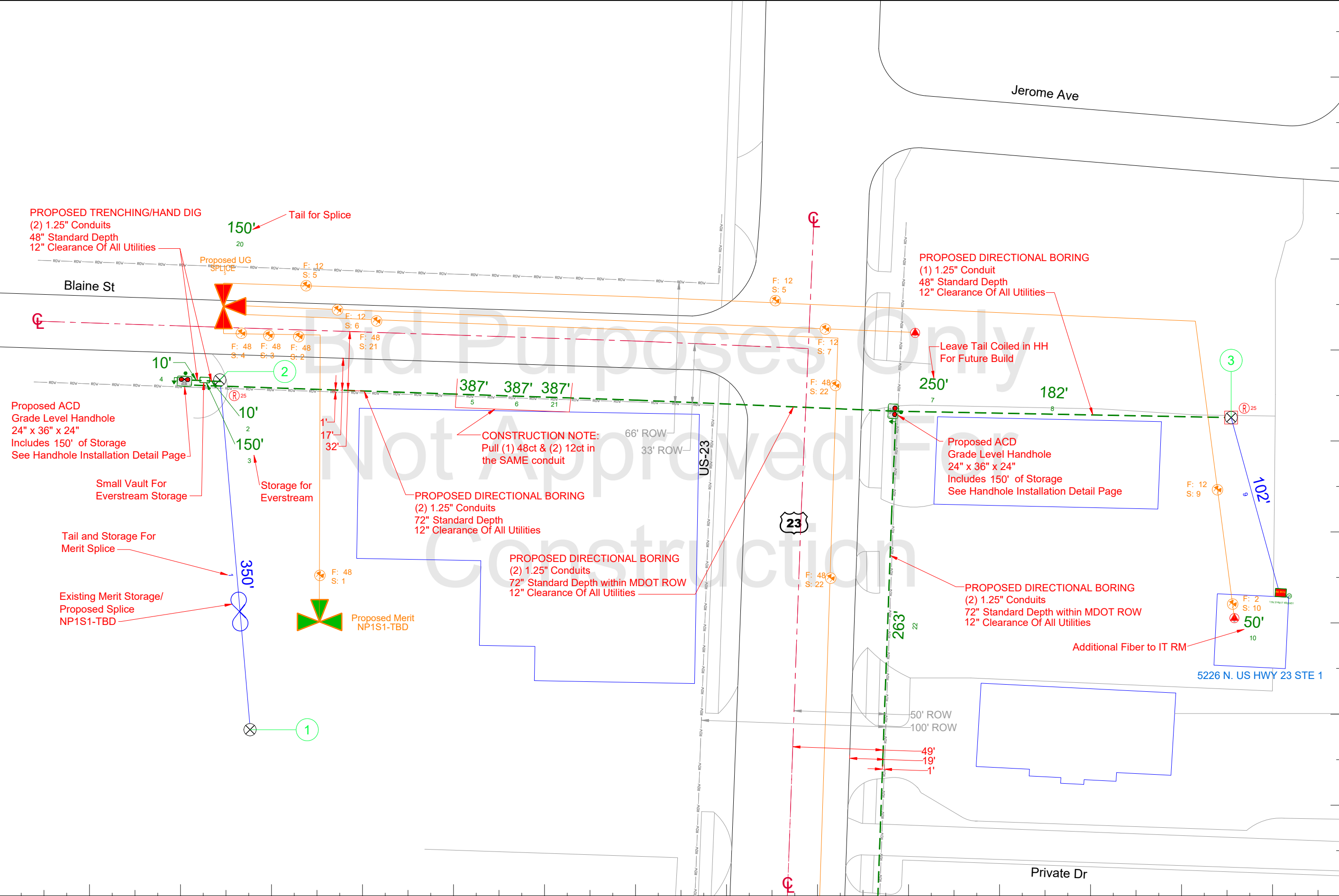
**DRAWING DISCLAIMER**  
Facility Locations are general in nature, ACD.NET will not be held accountable for the accuracy of the information provided on these drawings. Contact the Local ONE CALL AGENCY 72 HOURS PRIOR TO CONSTRUCTION FOR EXACT UTILITY LOCATIONS AT:  
MISS DIG 1-800-482-7171 O.U.P.S. 1-800-362-2764 INDIANA811 1-800-382-5544  
CAD Standard Ver. 72919

**Project Manager**  
C. Sunden  
**Permitting**  
A. Brand  
**Transport Manager**  
G. Gould  
**Drawn By** DTW  
**Date** 6/29/22  
**As Built** [ ]  
**Date** [ ]

**Revisions**

| REV # | DESCRIPTION | BY | DATE |
|-------|-------------|----|------|
|       |             |    |      |
|       |             |    |      |
|       |             |    |      |
|       |             |    |      |
|       |             |    |      |
|       |             |    |      |
|       |             |    |      |
|       |             |    |      |
|       |             |    |      |
|       |             |    |      |

**Exhibit:** N/A



|                        |                             |
|------------------------|-----------------------------|
| Remarks:               | PEACHTREE ID: 36651         |
| SCALE: 1" = 50'        | TRRS: S34 T24N R9E          |
| COUNTY: Iosco          | TOWNSHIP:                   |
| CITY: Oscoda           | PROJECT ID: LC016910FO36651 |
| CUSTOMER NUMBER: 16910 | PG 1                        |



